

Delaware

Clayton - Type 415

| | | | | | | |
|-------------|-------------|-------------|-------------|-------------|-------------------|-------------|
| 1912 1¢ | 1914 1¢ | 1914 4¢ | 1914 6¢ | 1914 7¢ | 1914 8¢ | 1914 9¢ |
| 1914 10¢ | 1914 12¢ | 1914 20¢ | 1917 1¢ | 1917 2¢ | 1917 3¢ | 1917 4¢ |
| 1917 5¢ | 1917 6¢ | 1917 7¢ | 1917 8¢ | 1917 9¢ | 1917 10¢ | 1917 12¢ |
| | | 1917 15¢ | 1917 20¢ | 1917 50¢ | 1918 Offset 3¢ | |

Clayton - Type 416

| | | | | | | |
|------------|------------|-------------|-------------------|-------------------|-------------|-------------|
| 1914 1¢ | 1914 2¢ | 1914 4¢ | 1914 10¢ | 1917 1¢ | 1917 3¢ | 1917 5¢ |
| 1917 6¢ | 1917 7¢ | 1917 8¢ | 1917 9¢ | 1917 10¢ | 1917 12¢ | 1917 20¢ |
| | | 1917 50¢ | 1918 Offset 2¢ | 1918 Offset 3¢ | | |

Delaware

Clayton - Type L-1 TS

| | | | | | | |
|------------|---------------------|-------------------|-------------------------------|--|--------------------------------------|------------|
| 1914 1¢ | 1914 1¢ inverted | 1914 1¢ double | 1914 1¢ CLAYNT | 1914 1¢ CLYATON | 1914 1¢ DEL w/ Inv. "L" | 1917 1¢ |
| | | 1917 1¢ CLAYNT | 1921 pf 10x10 Rotary 1¢ | 1921 pf 10x10 Rotary 1¢ inverted | 1921 pf 10x10 Rotary 1¢ CLAYNT | |

Clayton - Type L-2 E

| | | | | | | |
|------------------------|----------------------------|-------------------------|--|-------------------|----------------------------|-------------------------------|
| 1914 1¢ | 1914 1¢ inverted | 1917 1¢ | 1917 1¢ inverted | 1917 1¢ double | 1917 1¢ triple | 1917 1¢ double invert |
| 1917 1¢ double (NI) | 1917 1¢ double (NdiagD) | 1917 1¢ triple (NII) | 1917 20¢ double | 1918 Offset 1¢ | 1918 Offset 1¢ inverted | 1921 pf 10x10 Rotary 1¢ |
| | | | 1921 pf 10x10 Rotary 1¢ inverted | | | |

Clayton - Type L-4 TS


| | |
|------------|------------|
| 1914 1¢ | 1917 1¢ |
|------------|------------|

Milford - Type 225


| | |
|------------|-------------------------------|
| 1917 1¢ | 1921 pf 10x10 Rotary 1¢ |
|------------|-------------------------------|

Delaware


Newark - Type 455



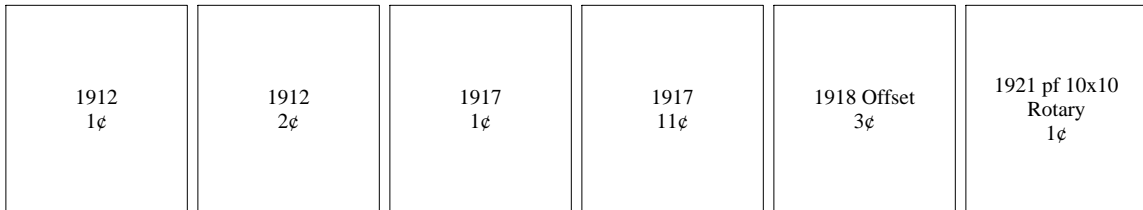
Newark - Type 563



Newark - Type 701



Seaford - Type 743



Wilmington - Type 225



Delaware

Wilmington - Type L-1 E

| | | | | | | |
|--------------------------|--------------------------|---------------------|---------------------|---------------------|--------------------------|--------------------------|
| 1908 3¢ | 1908 4¢ | 1908 5¢ | 1908 5¢ inverted | 1908 6¢ | 1912 1¢ | 1912 1¢ inverted |
| 1912 2¢ | 1912 7¢ | 1912 8¢ | 1912 9¢ | 1912 10¢ | 1914 1¢ | 1914 2¢ |
| 1914 3¢ | 1914 4¢ | 1914 5¢ | 1914 6¢ | 1914 7¢ | 1914 7¢ inverted | 1914 8¢ |
| 1914 9¢ | 1914 10¢ | 1914 30¢ | 1917 1¢ | 1917 1¢ inverted | 1917 1¢ double | 1917 1¢ double invert |
| 1917 1¢ double (NI) | 1917 2¢ | 1917 2¢ inverted | 1917 3¢ | 1917 3¢ inverted | 1917 4¢ | 1917 4¢ inverted |
| 1917 4¢ double invert | 1917 4¢ double (NI) | 1917 5¢ | 1917 5¢ inverted | 1917 5¢ double | 1917 6¢ | 1917 6¢ inverted |
| 1917 6¢ double | 1917 6¢ double invert | 1917 7¢ | 1917 7¢ inverted | 1917 7¢ double | 1917 7¢ double invert | 1917 8¢ |

Delaware

Wilmington - Type L-1 E

| | | | | | | |
|--------------------------------------|-------------------------------|--|-------------------------------|--|-------------------------------|--|
| 1917 8¢ inverted | 1917 8¢ double | 1917 8¢ double invert | 1917 8¢ double (NI) | 1917 9¢ | 1917 9¢ inverted | 1917 9¢ double |
| 1917 9¢ double invert | 1917 9¢ double (NI) | 1917 10¢ | 1917 10¢ inverted | 1917 10¢ double | 1917 10¢ double invert | 1917 10¢ double (NI) |
| 1917 11¢ | 1917 11¢ inverted | 1917 12¢ | 1917 12¢ inverted | 1917 12¢ double invert | 1917 15¢ | 1917 15¢ inverted |
| 1917 50¢ | 1917 50¢ inverted | 1918 Offset 1¢ | 1918 Offset 1¢ inverted | 1918 Offset 1¢ double | 1918 Offset 3¢ | 1918 Offset 3¢ inverted |
| 1918 Offset 3¢ double | 1918 Offset 3¢ double (NI) | 1918 Offset <small>3¢ Scott 530a double impression inverted</small> | 1920 pf 10x11 Rotary 1¢ | 1920 pf 10x11 Rotary 1¢ inverted | 1921 pf 10x10 Rotary 1¢ | 1921 pf 10x10 Rotary 1¢ inverted |
| 1921 pf 10x10 Rotary 1¢ double | | 1921 pf 10x10 Rotary 1¢ double invert | | | | |